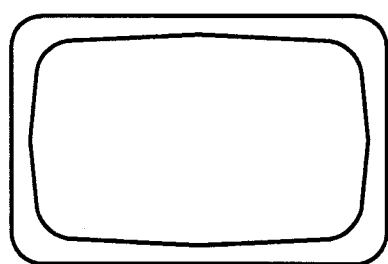
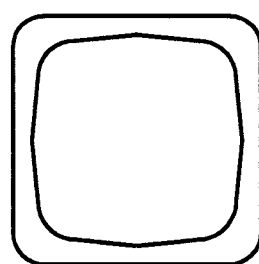


KOSTKA BRUKOWA NOSTALIT

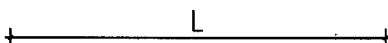
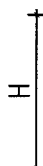


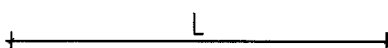
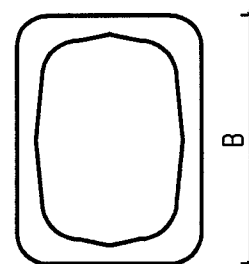
ELEMENT TYPU A



ELEMENT TYPU B



ELEMENT TYPU C



DANE TECHNICZNE KOSTKI NOSTALIT

RODZAJ	WYMIAR mm				MASA 1m ² . [kg]	OBJĘTOŚĆ 1szt. [kg]	MASA 1szt. [kg]
	L	B	H	szt/m ²			
Element TYP A	178	118	80	48	175	0,00166	3,6
Element TYP B	118	118	80	72	175	0,00109	2,4
Element TYP C	88	118	80	92	175	0,00096	2,1

BETON: C25/30 (B-30)



PRZEDSIĘBIORSTWO PREFABRYKACJI GÓRNICZEJ Sp. z o.o.

44-200 Rybnik, ul. wiejska 7, tel. (032) 42 26 451 - 54, fax (032) 42 22 167